




AFG-3000 Series

Arbitrary Function Generator

FEATURES

- Wide Frequency Range from 1uHz ~ 80/50MHz
- 1uHz Frequency Resolution throughout Full Range
- Standard Waveform : Sine, Square, Triangle, Ramp, Pulse, Noise
- Built-In AM, FM, PWM, FSK, Sweep, Burst Functions
- 16bit, 200MSa/s, 1M-Point Deep Arbitrary Waveform
- DWR (Direct Waveform Reconstruction) Capability
- Arbitrary Waveform Editing PC Software
- 4.3" High Resolution LCD Display
- USB, RS-232, GPIB Standard Interfaces



1. TFT LCD Panel
2. Number Panel
3. Scroll Knob & Selection Key
4. Power Switch
5. Output Terminals
6. Main Output Switch
7. Function keys
8. Operation keys
9. USB Host
10. Trigger & Modulation Input
11. Mark & Trigger Output
12. Fan
13. GPIB
14. RS-232
15. USB Device

STANDARD COMMUNICATION INTERFACE



The AFG-3000 provides GPIB, RS-232, and USB as standard communication interfaces. AFG-3000 supports IEEE 488.2 protocol and command for users to integrate system or remotely control the instrument.

Arbitrary Function Generator



AFG-3081 (80MHz)

4.3" HIGH RESOLUTION LCD DISPLAY



The AFG-3000 is equipped with a 4.3" LCD screen of 480 x 272 resolution. In addition to displaying all of the settings on the screen, the large graphic display also allows users to observe complete waveforms at a glance.

Arbitrary Function Generator



AFG-3051 (50MHz)

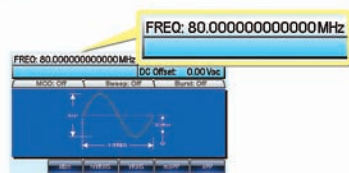
Satisfying Your Diversified Waveform Needs

The AFG-3000 Series is an Arbitrary Waveform and Digital-Synthesized Function Generator designed for industrial, scientific research and educational applications. The series comes with a bandwidth of 80MHz for AFG-3081 and 50MHz for AFG-3051. The AFG-3000 Series, featuring 200Ms/s sampling rate, 16 bit vertical resolution and 1M point waveform length, is a very useful and flexible signal source to meet diversified application needs in the market today.

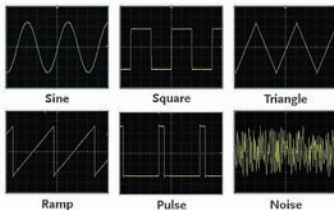
The user-friendly operation, the On-Screen Help, and the multiple ways of arbitrary waveform editing make AFG-3000 just a plug-and-play equipment. The point by point waveform data entry or standard waveform clip piling through front panel operation, the CSV file waveform data download, the direct waveform reconstruction through DSO waveform data import, and the PC software edited waveform download are the 4 ways available for arbitrary waveform editing.

A 4.3-inch high resolution TFT LCD in the AFG-3000 front panel is used to display waveform and set parameters. The large and high-resolution screen is especially useful when the arbitrary waveform construction are done through front panel operation. The impedance of AFG-3000 can be selected between 50 Ohm and HI-Z to ensure right impedance compatibility between AFG and DUT.

A. WIDE FREQUENCY RANGE FROM 1uHz to 80/50MHz



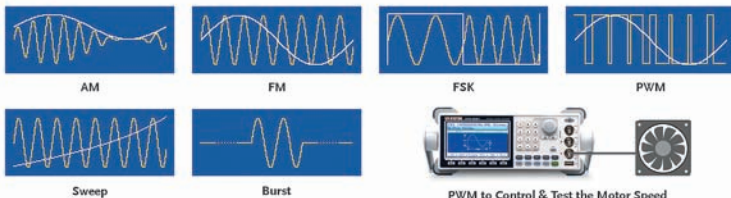
The Minimum 1uHz Resolution



The AFG-3000 series arbitrary waveform/ function generator employs direct digital synthesis (DDS) technology to generate and output a variety of stable and precise waveforms. The frequency operates at up to 80MHz (AFG-3081) or 50MHz (AFG-3051), with

a minimum resolution of 1uHz for the entire frequency range. The built-in standard waveforms include sine, square, triangle, ramp, pulse, noise and other types of waveforms.

B. MODULATION, SWEEP and BURST FUNCTIONS



The Modulation functions, including AM, FM, FSK and PWM, are provided to cover a broad range of market requirements. A dedicated terminal for the modulating signal output is available in the front panel for modulation monitoring or other control purposes. Either an internal signal or an external signal can be selected to perform the modulation.

FSK is a frequency modulation scheme in which digital information is transmitted through signal frequency variation. The BFSK (binary FSK) modulation, using two frequencies to represent data 1 and 0 respectively, is commonly applied for Call ID and Remote Metering applications.

PWM is a digital modulation scheme that can be used to adjust the output power level by controlling the pulse width of the driving signal. The examples include the speed control of motor rotation and the luminance control of LED lighting instrument. With the pulse width

variation of driving signal, the rotating speed of motor and the luminance of LED will change accordingly.

The Sweep function supports three trigger modes of INT, EXT and manual, and two sweep modes of LOG and LIN. Each time a sweep signal is perceived, the function generator will start to sweep through the user-defined frequency range by the frequency variation of either Log curve or Linear curve.

The Burst function supports two modes of Gate and N Cycle. To run burst function, the burst repetitive rate has to be set first, then the time duration of each burst has to be defined under Gate mode, or the number of the waveform cycles in each burst has to be set under N Cycle mode. Under both Gate mode and N Cycle mode, the burst waveform polarity and phase can be controlled.

C. HIGH 200MSa/s SAMPLING RATE



High Sampling Rates Achieve Higher Frequency Ranges

The profile of arbitrary waveform is composed of a series of data. The frequency of arbitrary waveform is derived from sampling rate divided by the number of points constructing a complete waveform, i.e. $\text{frequency} = \text{sampling rate} / \text{the number of points in a waveform}$. Based on the above, the higher the sampling rate, the higher the arbitrary waveform frequency can be available.

A Sine waveform composed of 100 points waveform data is able to have a 2MHz frequency with 200MSa/s sampling rate, but can only have 1.25MHz frequency with 125MSa/s sampling rate and 0.5MHz frequency with 50M sampling rate. AFG-3000, possessing a sampling rate of 200MSa/s, is able to generate a waveform up to 100MHz for a simple waveform composed of 2 points of data.

D. 16 BIT AMPLITUDE RESOLUTION



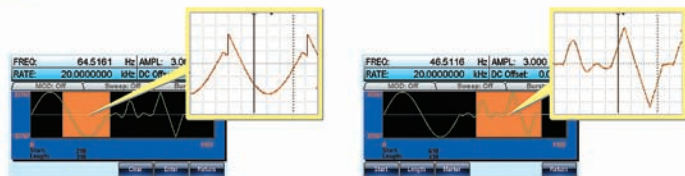
16 bit Allows Greater Details

The 16 bit amplitude resolution can display smooth waveforms, while a lower bit resolution will display jagged or less smooth waveforms.

For example, if 10V is divided into 10,000 equal parts, each part would have a resolution of 1mV. When using a 16 bit

resolution, the smallest possible bit resolution is 0.15mV (from 10V). With 16 bit resolution, the 10,000 parts will appear to be a smooth straight line, while the bit resolution of 12 bit would be 2.4mV, greater than the 1mV needed. In this case the straight line would appear like a ladder.

E. OUTPUT FROM ANY SECTION OF 1M-POINT-LONG WAVEFORMS



Arbitrary Editing / Output

The AFG-3000 Series provides 10 sets of memory for user save and recall applications. Each set of memory is able to store a set of front panel setting and a set of 1M-point arbitrary waveform data. With 1M long memory, AFG-3000 can store more complex waveforms consisted of more data.

Further more, any section of waveform within this 1M memory can be edited or output independently. This is a unique feature allowing more flexibility for user to do waveform storage and extraction.

SPECIFICATIONS

		AFG-3081	AFG-3051
WAVEFORMS	Standard Waveform	Sine, Square, Ramp, Pulse, Noise, DC, Sin(x)/x, Exponential Rise, Exponential Fall, Negative Ramp	
ARBITRARY WAVEFORMS	Sample Rate Repetition Rate Waveform Length Amplitude Resolution	200 MSa/s 100MHz 1M points 16 bits	
FREQUENCY CHARACTERISTICS	Range Sine, Square Triangle, Ramp Resolution Accuracy Stability	80MHz 1MHz 1uHz ±1 ppm 0 – 50°C	
OUTPUT CHARACTERISTICS	Amplitude Offset Waveform Output SYNC Output	Range 10 mVpp to 10 Vpp (into 50Ω) Accuracy ±1% of setting ±1 mVpp (at 1 kHz, >10 mVpp) Resolution 0.1 mV or 4 digits Units Vpp, Vrms, dBm, Range ±5 Vpk ac edc (into 50Ω) Accuracy 1% of setting + 2 mV + 0.5% of amplitude Protection Short-circuit protected; overload relay auto-matically disables main output Level TTL-compatible into 1kΩ	
SINEWAVE CHARACTERISTICS	Harmonic Distortion	60 dBc: DC – 1 MHz, Amp=3 Vpp 55 dBc: DC – 1 MHz, Amp=3 Vpp 45 dBc: 1MHz – 5 MHz, Amp=3 Vpp 30 dBc: 5MHz – 80 MHz, Amp=3 Vpp	
SQUARE WAVE CHARACTERISTICS	Rise/Fall Time Duty Cycle Overshoot Asymmetry	< 8 ns 20% – 80% < 5% 1% of period ±1 ns	
RAMP CHARACTERISTICS	Linearity Variable Symmetry	< 0.1% of peak output 0% – 100%	
PULSE CHARACTERISTICS	Period Pulse Width	20ns – 2000s 8ns – 1999.9s	
AM MODULATION	Carrier Waveforms Modulating Waveforms Modulating Frequency Depth	Sine, Square, Triangle, Ramp, Pulse, Arb Sine, Square, Triangle, Up/Dn Ramp 2mHz – 20kHz 0% – 120.0%	
FM MODULATION	Carrier Waveforms Modulating Waveforms Modulating Frequency Peak Deviation	Sine, Square, Triangle, Ramp Sine, Square, Triangle, Up/Dn Ramp 2mHz – 20kHz DC – 80MHz DC – 50MHz	
PWM	Carrier Waveforms Modulating Waveforms Modulating Frequency Deviation	Square Sine, Square, Triangle, Up/Dn Ramp 2mHz – 20kHz 0% – 100.0% of pulse width	
FSK	Carrier Waveforms Modulating Waveforms Internal Rate Frequency Range	Sine, Square, Triangle, Ramp, Pulse 50% duty cycle square 2 mHz – 100 kHz DC – 80MHz DC – 50MHz	
SWEEP	Waveforms Type Start / Stop FREQ Sweep Time	Sine, Square, Triangle Linear or Logarithmic 100uHz – 80 MHz 1ms – 500s 100uHz – 50MHz	
BURST	Waveforms Frequency Burst Count Start / Stop Phase Internal Period Trigger Delay	Sine, Square, Triangle, Ramp 1uHz – 80MHz 1 – 1000000 cycles or Infinite -360.0° – +360.0° 1ms – 500s N-Cycle, Infinite; 0s – 85s 1uHz – 50 MHz	
MARKER OUTPUT	Type Level Fan-out	for ARB, Sweep TTL Compatible into 50Ω ≥4 TTL load	
SYSTEM CHARACTERISTICS	Impedance Store/Recall Interface Display	50Ω typical 10 Groups of Setting Memories GPIB, RS-232, USB 4.3 inch TFT LCD, 480 x 3 (RGB) x 272	
POWER SOURCE	AC100 – 240V, 50 – 60Hz		
POWER CONSUMPTION	65VA		
DIMENSIONS & WEIGHT	265 (W) x 107 (H) x 374 (D)mm, Approx. 4kg		

Specifications subject to change without notice. FC-3000GD18H

ORDERING INFORMATION

AFG-3081 80MHz Arbitrary Function Generator
AFG-3051 50MHz Arbitrary Function Generator

ACCESSORIES

User Manual x 1, Power Cord x 1
GTL-110 Test Lead x 1

Made to Measure Since 1975

www.gwinstek.com
