




Electropneumatic console (ifti)

**COMPLETE RANGE
WIRING STATIONS**




ref. LABO-FT

Supplied with:

- 1 1500 x 750mm laminated bench-top.
- Workbench height: 840mm bench-top included. PVC base at the base of each leg.
- 1 stand-alone vertical console for the electric power supply and the pneumatic feed system (see description given below)
- 1 1200 x 1092mm frame with 4 pairs of rails for modules, height 250mm and thickness 4mm.
- 1 sliding keyboard/mouse under the bench-top Lockable in the extended position. Dimensions: 620 x 320mm.
- 1 CPU support, screwed under the table with lag screws. Anti-theft device. Height 500mm/Width 245mm/Depth 500mm
- 1 support for a 15kg max flat screen 4 rotation points
Attached to edge of table by locking pliers with a tightening screw. Cable guide. Supplied with 4 screws for the monitor.

STAND-ALONE VERTICAL CONSOLE..

Requires a simple three-phase mains power supply 400V + N + E and a compressed air inlet. It consists of:


- 1 three-phase output on terminals controlled by a key-operated switch
- 1 24V/5A – 50Hz output with circuit breaker
- 1 24V/1.8A auto-protected DC output
- 2 2P+E sockets in the front
- 2 2P+E sockets in the rear (for computers or other items)
- Circuit breaker and general 30mA differential mech 
- General Start/Stop control with key-operated emergency stop
- 1 complete pneumatic feed system with air inlet pipe, stop valve, adjustable pressure regulator, filter, pressure gauge and feeder tank with 4 quick-fit, ø4mm self-sealing connections. In accordance with safety in workplace regulations.

Marking of outputs by maintenance-free LED indicator lights.

The entire system is fully protected against improper operation.

This equipment is often encountered in individualized maintenance technical training courses (IFTI).

ITEMS SOLD SEPARATELY



1200 1092 frame with 4 pairs of rails for modules, height 250mm and thickness 4mm.

ref. CADRE-FT



ref. PUP-FT

Set of 10 4mm thick blank PVC plates to attach your own components.
6 plates dim. 250 x 166mm + 4 plates dim. 250 x 285mm

ref. PLA10

Industrial components with automatic functions mounted on plates compatible with IFTI stations (see pages 122 to 128)